

STARS - School Transition to Adult Responsibilities and Services

Results from survey 8th of March 2019

Facts about the survey

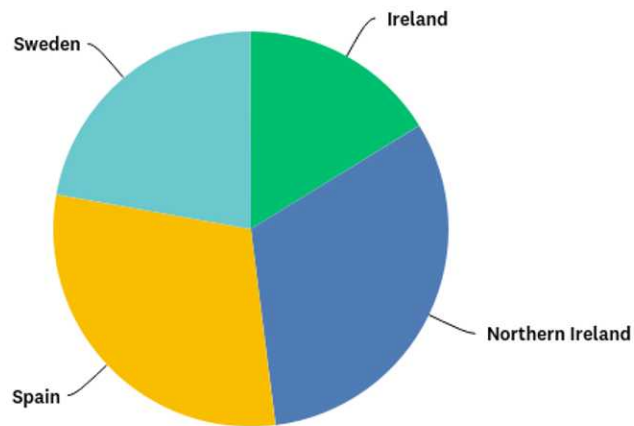
- Purpose of the survey:** To find out how we can make transition from school to adult life easier for young people with learning disability. We would like to find out what kind of information is requested and how it should be communicated.
- Total number of answers:** 302
- Survey period:** 16 November 2018 – 8 March 2019 (January and February)

Questions:

- Q1: I live in ... Ireland / Northern Ireland / Spain / Sweden
- Q2: I am... Parent / former student / currently a student
- Q3: What secondary school are you attending / did you attend? (only one answer is possible)
- Q4: In your opinion, how prepared are / were you for your adult life after school?
- Q5: Have you received any information or support about your options after school? (Multiple answers possible)
- Q6: How happy are you with the help you receive / did receive?
- Q7: In your opinion, what kind of information / support would have been helpful? (Multiple answers possible)
- Q8: How do you like to find out information? (Multiple answers possible)
- Q9: Have you already decided what to do when you leave school? / Had you already decided what to do when you left school? (Only one answer is possible)
- Q10: How satisfied are you with your plans after school / what you did after school?
- Q11: I am currently living... Supported housing / on my own / at my parents (Only one answer is possible)

Q1: I live in... Ireland / Northern Ireland / Spain / Sweden

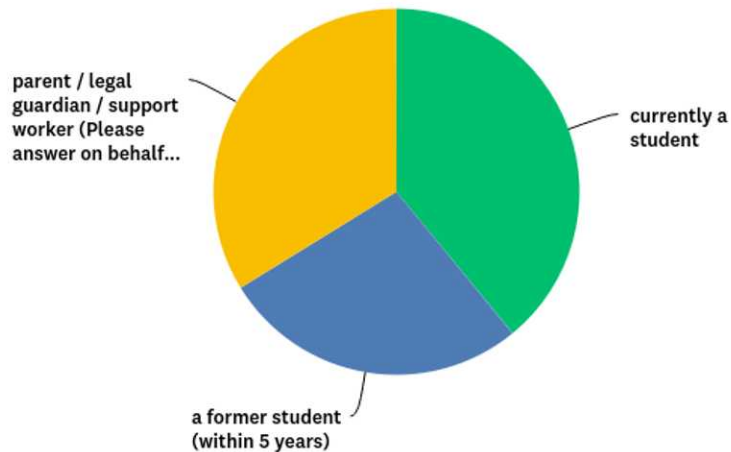
Answered: 302 Skipped: 0



SVARSVAL	SVAR	
Ireland	16,23%	49
Northern Ireland	31,79%	96
Spain	29,80%	90
Sweden	22,19%	67
TOTALT		302

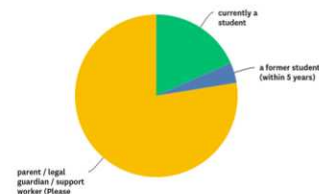
Q2: I am... a parent / student / former student (only one answer is possible)

Answered: 302 Skipped: 0

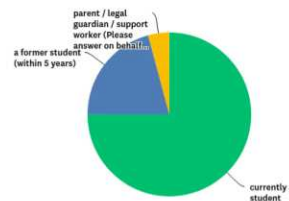


SVARSVAL	SVAR
currently a student	39,07% 118
a former student (within 5 years)	27,15% 82
parent / legal guardian / support worker (Please answer on behalf of the young person)	33,77% 102
TOTALT	302

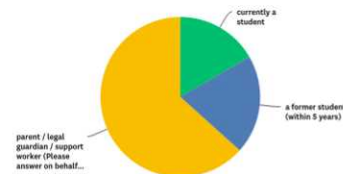
Ireland



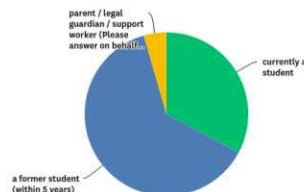
Northern Ireland



Spain

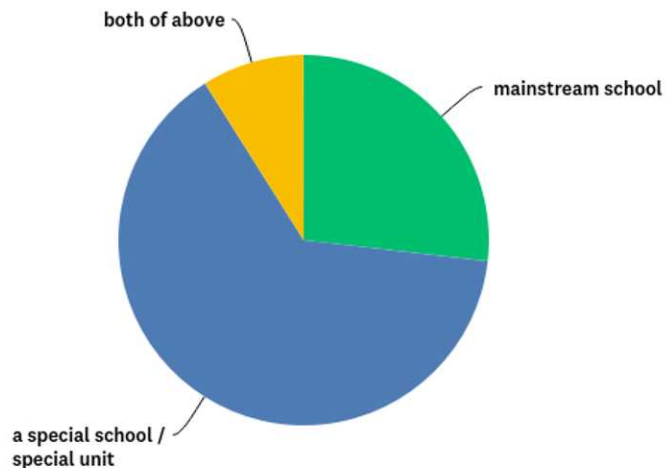


Sweden



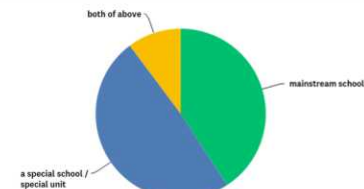
Q3: What secondary school are you attending / did you attend? (only one answer is possible)

Answered: 302 Skipped: 0

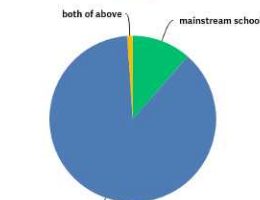


SVARSVAL	SVAR	
mainstream school	26,82%	81
a special school / special unit	64,24%	194
both of above	8,94%	27
TOTALT		302

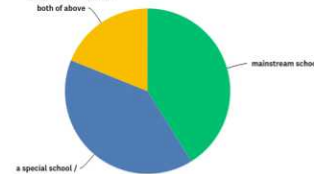
Ireland



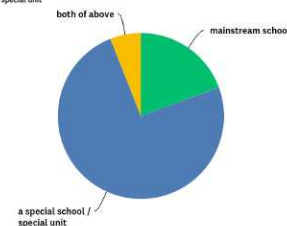
Northern Ireland



Spain


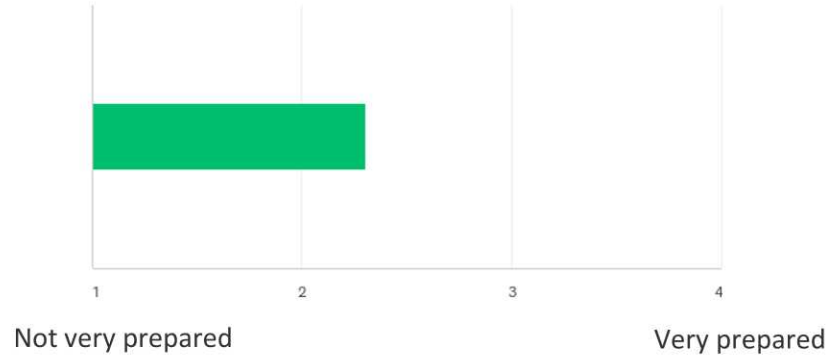


Sweden



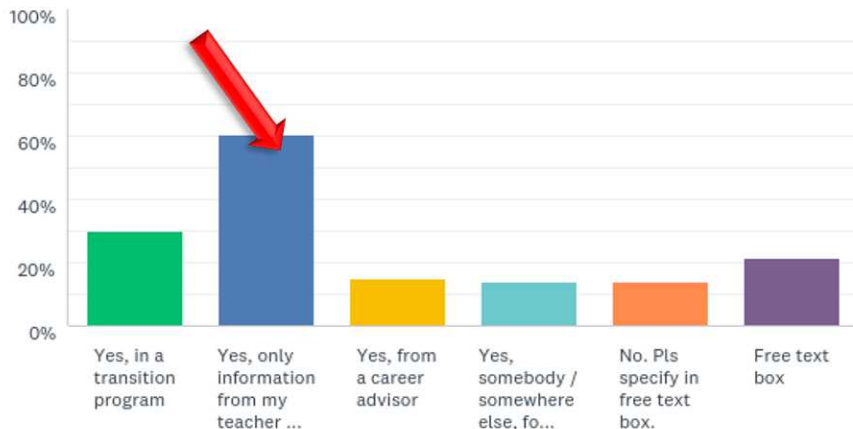
Q4: In your opinion, how prepared are / were you for your adult life after school?

Answered: 302 Skipped: 0



Q5: Have you received any information or support about your options after school? (Multiple answers possible)

Answered: 302 Skipped: 0



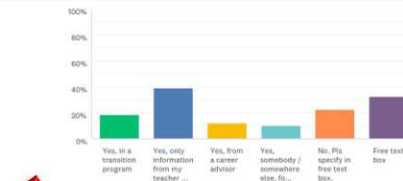
SVARSVAL

SVAR

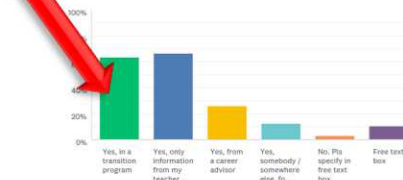
Yes, in a transition program	30,13%	91
Yes, only information from my teacher / parent	60,60%	183
Yes, from a career advisor	14,90%	45
Yes, somebody / somewhere else, for example (friends, internet). Pls specify in free text box.	14,24%	43
No. Pls specify in free text box.	14,24%	43

Power

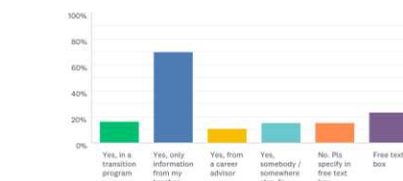
Ireland



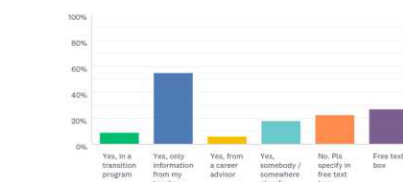
Northern Ireland



Spain

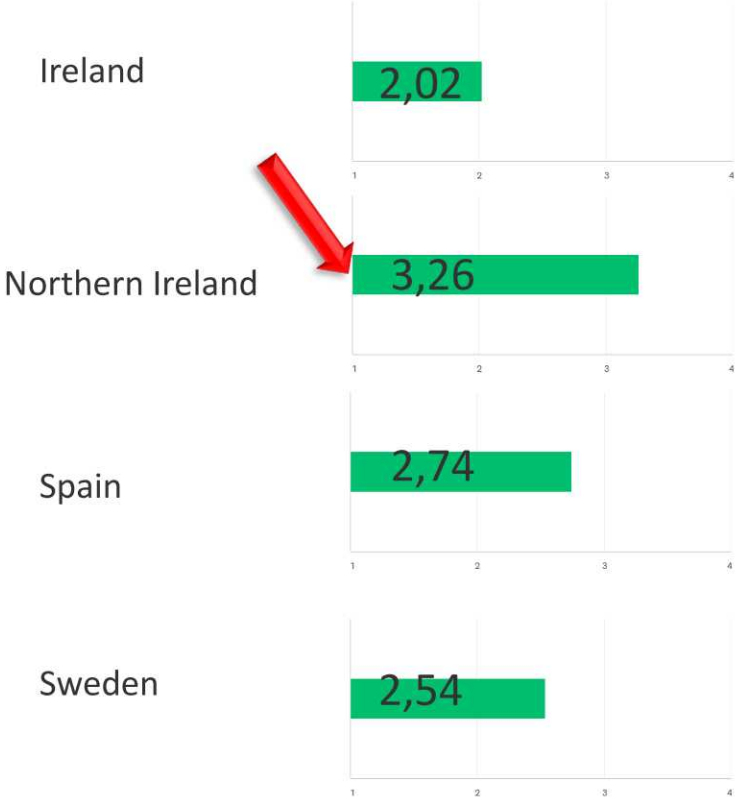
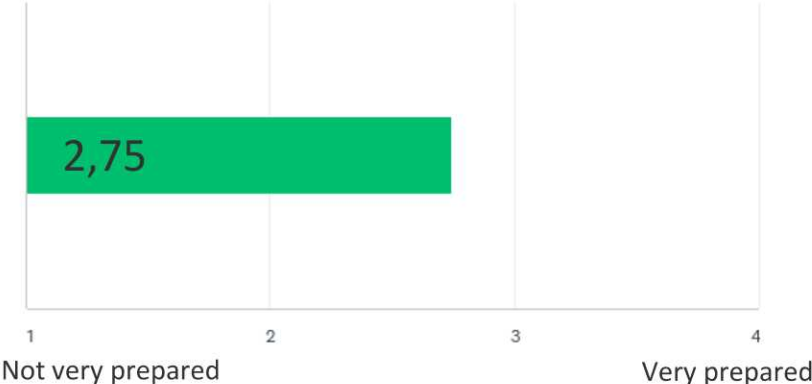


Sweden

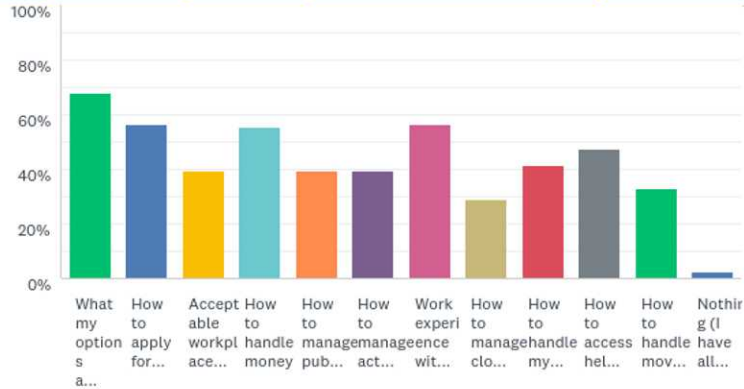


Q6: How happy are you with the help you receive / did receive?

Answered: 302 Skipped: 0

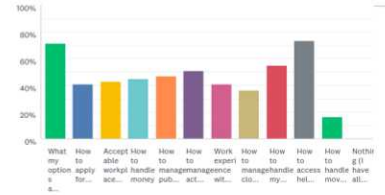


Q7: In your opinion, what kind of information / support would have been helpful? (Multiple answers possible)

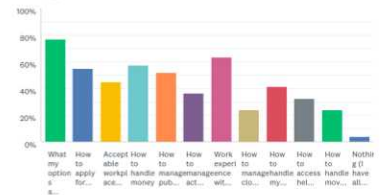


SVARSVAL	SVAR
What my options are after school	68,21% 206
How to apply for a job	56,62% 171
Acceptable workplace behaviours	39,74% 120
How to handle money	55,63% 168
How to manage public transport	39,40% 119
How to manage activities in daily living (sleep, food, exercise etc.)	39,40% 119
Work experience with an employer	56,62% 171
How to manage close relations (girlfriend / boyfriend)	28,81% 87
How to handle my social life (social networks in real life and web)	41,72% 126
How to access help from support services	47,35% 143
How to handle moving to my own home	32,78% 99
Nothing (I have all the information I need)	2,32% 7
Totalt antal svarande: 302	

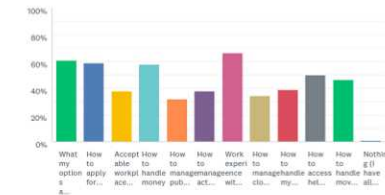
Ireland



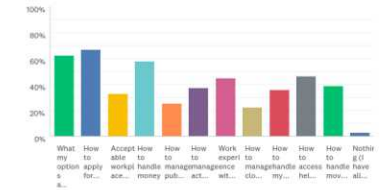
Northern Ireland



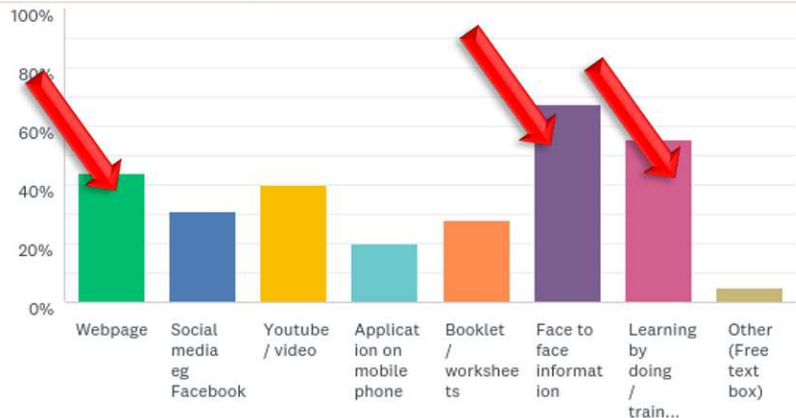
Spain



Sweden

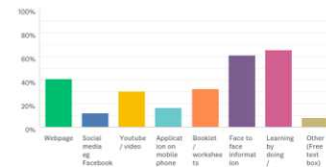


Q8: How do you like to find out information? (Multiple answers possible)

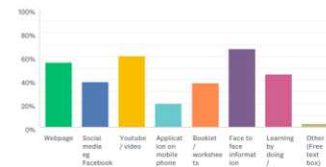


SVARSVAL	SVAR	
Webpage	44,04%	133
Social media eg Facebook	31,13%	94
Youtube / video	40,07%	121
Application on mobile phone	19,87%	60
Booklet / worksheets	28,15%	85
Face to face information	67,55%	204
Learning by doing / training with somebody	55,30%	167
Other (Free text box)	4,97%	15
Totalt antal svarande: 302		

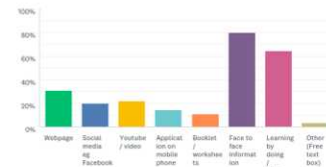
Ireland



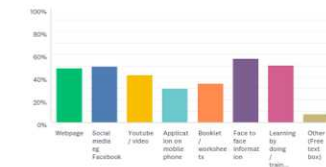
Northern Ireland



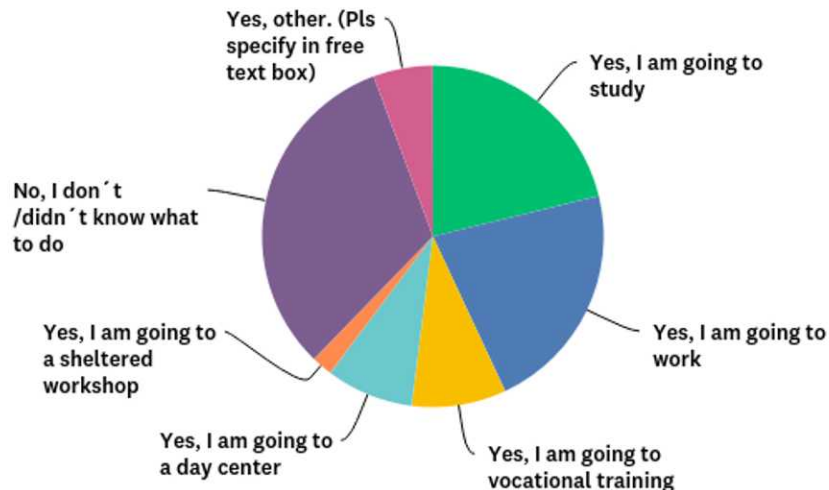
Spain



Sweden

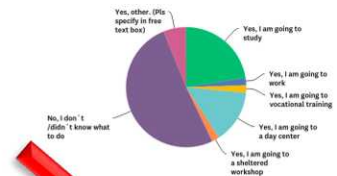


Q9: Have you already decided what to do when you leave school? / Had you already decided what to do when you left school? (Only one answer is possible)

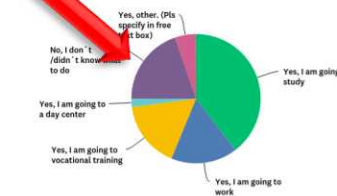


SVARSVAL	SVAR	
Yes, I am going to study	21,19%	64
Yes, I am going to work	21,85%	66
Yes, I am going to vocational training	8,94%	27
Yes, I am going to a day center	8,28%	25
Yes, I am going to a sheltered workshop	1,99%	6
No, I don't /didn't know what to do	32,12%	97
Yes, other. (Pls specify in free text box)	5,63%	17
TOTALT		302

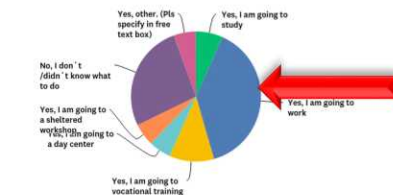
Ireland



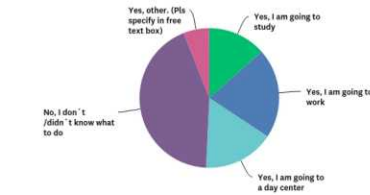
Northern Ireland



Spain

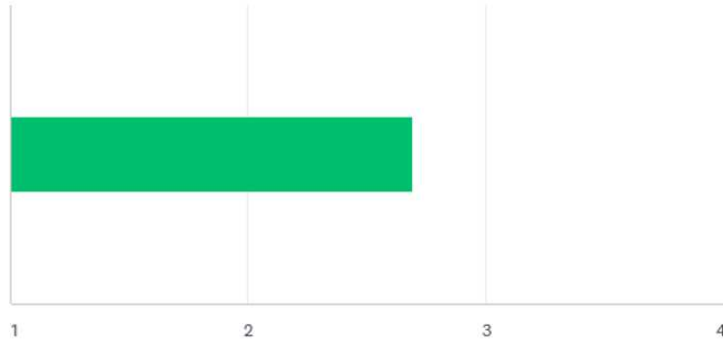


Sweden



Q10: How satisfied are you with your plans after school / what you did after school?

Answered: 302 Skipped: 0



Ireland



Northern Ireland



Spain

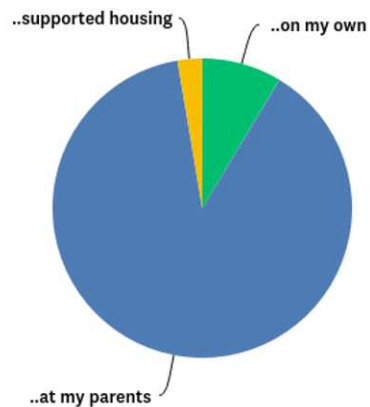


Sweden



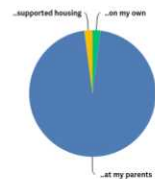
Q11: I am currently living... (Only one answer is possible)

Answered: 302 Skipped: 0

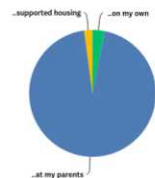


SVARSVAL	SVAR	
..on my own	8,61%	26
..at my parents	88,74%	268
..supported housing	2,65%	8
TOTALT		302

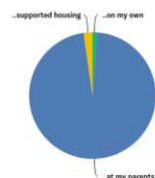
Ireland



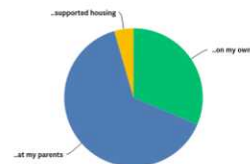
Northern Ireland



Spain



Sweden



Conclusions

1. Most students today get the **information from their teacher or parent**, except for in NI where they also got information in a transition program.
2. In total **students don't feel very prepared to adult life**. Only 2,3. In NI they felt more prepared though 2,8 on a scale 1-4. We assume this is thanks to the transition program.
3. In total, the people who answered the survey are **medium happy with the help the have received**. 2,75 on a scale 1-4. Here again; one country stands out: NI being more happy with the help they received. We assume this is thanks to the transition program.
4. Less people in NI are unsure what to do after school. We think this also is thanks to the transition program.
5. On the question how satisfied they are with their plans after school, NI stands out with having people more satisfied with their plans. Probably because of the transition program.
6. **The transition program in NI seems very fortunate**
7. On the question; what kind of information which would have been helpful, all the subjects where valued high (between 30-70%). **Our conclusion is that all these subjects should be included in our recourse that the STARS-project develop**. The subjects are:
 - What are my options after school
 - How to apply for a job
 - Acceptable workplace behaviors
 - How to handle money
 - How to manage public transport
 - How to manage activities in daily living (sleep, food, exercise)
 - Work experience with an employer
 - How to manage close relations
 - How to handle my social life
 - How to access help from support services
 - How to handle moving to my own home
8. **“Face to face information” and “learning by doing” is how most people prefer to find out information, followed by webpage**, and also YouTube, video and social media. We should take this to account when developing the recourse. **Our conclusion is that if we develop a webpage with information it is important to combine this page with face to face information and social media**. (There are a few local differences. For example in Spain and Ireland less social media mobile apps are requested. We believe this is because parents answered the forms.)

Thank you for listening!

Time for
discussion

